

# LIGHTING CONCEPT FOR THE PLAZA

BALLERUP BANEGÅRDSPLADS

DATO: 13.12.2017

## INTRODUCTION

The lighting concept for the plaza at Ballerup Banegårdsplads is based on lighting poles with spot luminaires as opposed to the bus terminal's more functional uniform light.

This document describes the lighting concept for the additional layer of light on the plaza, that will accentuate the already planned lighting.

## NATURAL BASED LIGHTING

The concept is based on SLA's research and development of natural based lighting. Through our lighting proposals, SLA seeks to create the aesthetical feeling of nature in the urban environment. The light learns from naturally occurring phenomena, rhythms or processes and is incorporated into the design to act as an add-on and complement the identity and aesthetics of the space.



Inspiration from nature.

## THE PLAZA

Each day a large amount of people will pass through the plaza and the experience of the effect lighting will be mostly brief.

To support the constant movement and flow of people, the effect lighting should not overwhelm the users. It should be

***easily ignored if in a hurry or delightfully experienced out of a sense of curiosity.***

The effect lighting can be communicated in two different ways: either by lighting up towards the planters and trees bordering the circulation paths from both sides, or directly on the paving on the plaza.

By using a luminaire with an animation disk and gobo disk moving at a low speed, it is possible to create an effect that is **elegant** and **sophisticated**. If colours are to be used, they should be slightly **desaturated** and **blurred**.

The Martin Professional Exterior Projection 500 would be the right fixture to use to create the effect.



illustration from the competition




Render of the lighting concept of the plaza, (without the additional lighting).



*RENDERS OF THE PLAZA WITHOUT THE EFFECT LIGHTING*



Render plan (without the additional lighting).



Render - from the handicap-parking (without the additional lighting).



Render - along the library (without the additional lighting).



Render - from Linde Allé (without the additional lighting).



# THE LIGHTING CONCEPT

## LIGHTING THE PLANTING (SCENARIO 1)

The planting on the plaza is essential in the understanding of the spatial experience of the plaza. By lighting up the planting the spatial effect of the trees and planters will be emphasized, also when it is dark.

The foliage of the trees can be a very rich background for projections due to the intrusion of other natural elements, such as the wind and rain. These elements will further modify the movement and experience of the animation, constantly changing it without the need of any technical alterations of the fixtures. It can be the perfect medium through which the effect lighting can be experienced in the vertical plane, that has been proven to be extremely important, when people assess their sense of safety in a space.



Lighting the trees



Lighting the bottom of the planter



Lighting the paving

## LIGHTING THE PAVING (SCENARIO 2)

By using the paving as a canvas for effect lighting, it will create an interesting contrast between what is in focus on the plaza during the day (planting, facades, water), and what captures the attention when it's dark (the paving). This will contribute to a varied perception of the square and thus increase the aesthetic value.


The white concrete paving is the perfect canvas for experiencing light, shadows and subtle movements. Lighting up the paving can give a strong understanding of direction and visual identity. The animation of the projection can be angled to move towards the intended target - in this case the direction towards the main pedestrian street of Ballerup and the entrance to the library.



Reference for lighting the planting - Projects by SLA - Novo Nordisk, bagsværd and Solbjerg Plads, Frederiksberg



Reference for lighting the pavement - Frederiksberg Nye Bymidte, SLA






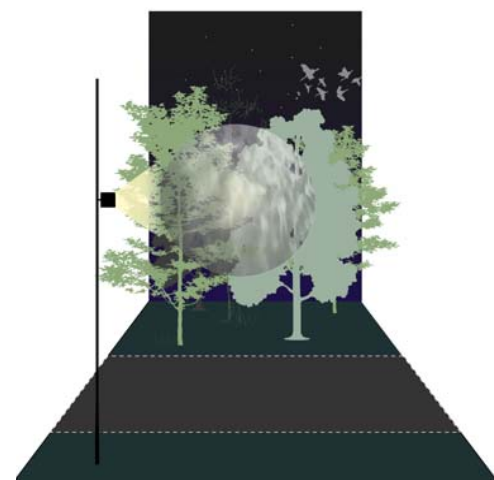
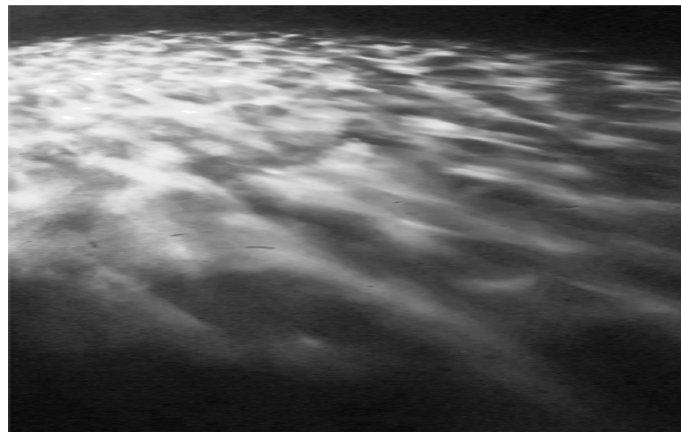
## SCENARIO 1: LIGHTING THE PLANTING

An example for lighting the planting could be slow, flowing water movements combined with white light and occasional, desaturated tints of cyan, that move in the direction of the visual destinations - the main pedestrian street and the entry to the library.

The effect light is moving at a low speed, creating only a diffuse play of shadows and light that flow in a predefined direction, and, at the same time, highlighting the colors of the planting. This embodiment of a natural rhythm through light, compliments the tone of the project and the focal element - the water. By projecting the effect on the tree foliage or at the bottom of the planters, we create small "pools" of running light.

The interaction with the vegetation creates constantly changing interpretations of the light because of the interaction with the wind and the rain.

Estimated budget incl. goboes, poles, fee: kr. 320.000



Plan diagram - lighting the planting


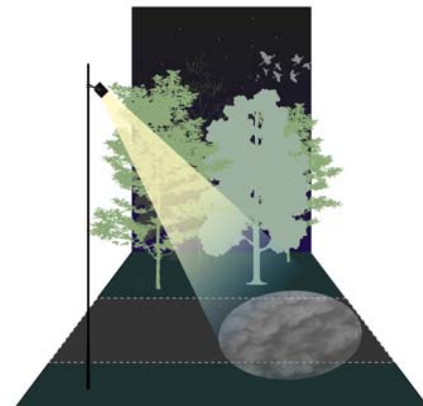


## SCENARIO 2: LIGHTING THE PAVING

Smudged, slowly moving and pulsating cloud patterns that transform the white concrete into an abstract interpretation of the sky. Much like a cloudy sky with patches of diffused white and yellow light, the transition in the space is accompanied by a slow and lightly perceptible increase in colour temperature from neutral to warm. The visual destinations - the entry to the main pedestrian street and the entry to the library are engulfed in the sparse cloudy pattern and a warm glow, much like the sun emerging from between the clouds. The changes are slow and comfortable to the eye and the movement is set on the lowest possible setting.

The effect is experienced like a painting on the white concrete and the warm light is welcoming and cosy.

Estimated budget incl. goboes, poles and fee: kr. 320.000



Inspiration - moving clouds and moonlight

**SLA**

Plan diagram - lighting the paving